


MINUTES OF COUNTY FINANCES  
TREASURER'S REPORT

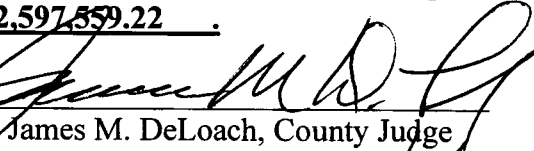
IN THE MATTER OF COUNTY FINANCES  
IN THE HANDS OF JERRY YARBROUGH  
TREASURER OF LAMB COUNTY, TEXAS


COMMISSIONER'S COURT  
LAMB COUNTY, TEXAS  
IN REGUAR SESSION, 2022

4TH QUARTER 2022  
1ST QUARTER BUDGET YEAR 2022- 2023


IN ACCORDANCE with Section 114.026, Local Government Code, we, the undersigned, constituting the entire Commissioners Court of said County, certify that on the 10th day of April 2023, at the Regular term of Court, we compared and examined the quarterly report of JERRY YARBROUGH, Treasurer of Lamb County, Texas for the 4th quarter, 2021, and finding the same correct, entered an order in the Minutes approving said Report, which states total cash and other assets on hand as \$ 12,597,559.22.

  
Cory DeBerry, Commissioner Pct. 1

  
James M. DeLoach, County Judge

  
Kent Lewis, Commissioner, Pct. 2



  
Danny Short, Commissioner Pct. 3

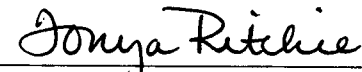
  
Lee Logan, Commissioner, Pct. 4

SWORN TO AND SUBSCRIBED BEFORE ME, by James M. DeLoach, County Judge, and County Commissioners of said Lamb County, each respectively, on this the 10<sup>th</sup> day of April, A. D., 2023.

  
Attest: Tonya Ritchie, County Clerk

FILED FOR RECORD THIS 10<sup>th</sup> DAY OF April, A.D. 2023, and recorded on the 10<sup>th</sup> day of April, A.D. 2022.

FILED FOR RECORD  
2023 APR 10 A 10:41  
TONYA RITCHIE  
COUNTY CLERK LAMB CO. TX

  
Tonya Ritchie, County Clerk and  
Ex-Officio Clerk of the Commissioners  
Court in and for Lamb County, Texas


By:

Deputy

QUARTERLY REPORT FOR PERIOD ENDING DECEMBER 31, 2022

SUBMITTED TO: COMMISSIONERS' COURT, LAMB COUNTY

PREPARED AND SUBMITTED BY: JERRY YARBROUGH  
INVESTMENT OFFICER  
COUNTY TREASURER

  
Signature

This report is made in accordance with provisions of Government Code 2256, the public Funds Investment Act, which requires quarterly reporting of investment transactions for the county funds to the commissioners' court. The investments held in Lamb County's portfolio comply with the Public Funds Investment Act and with the County's investment policy and strategies.

The cash availability in each account is monitored daily. The goal in each account is to maintain adequate monies to cover usual and customary monthly expenditures in each fund.

LAMB COUNTY

4TH QUARTER

ENDING

DECEMBER 31, 2022

**QUARTERLY INVESTMENT REPORT**

# 4TH QUARTER 2022

THE CASH IN OUR OPERATIONING ACCOUNTS (FIRST BANK & TRUST) IS MONITORED DAILY. ALL FUNDS ARE EARNING INTEREST BASED ON THE NINETY DAY TREASURY BILL RATE ADJUSTED MONTHLY ON THE FIRST TUESDAY OF EACH MONTH.

## FIRST BANK & TRUST

	<u>Amount on Deposit (All Accts.)</u>	<u>Interest Earned</u>	<u>Rate</u>
October	\$8,001,587.73	\$23,126.79	0.75%
November	\$13,051,468.28	\$41,950.10	0.75%
December	\$12,245,126.60	\$47,918.27	0.75%

## Investors Cash Trust

	<u>Amount on Deposit</u>	<u>Interest Earned</u>	<u>Rate</u>
October	\$0.00	\$0.00	0.00%
November	\$0.00	\$0.00	0.00%
December	\$0.00	\$0.00	0.00%

## TEXPOOL

	<u>Amount on Deposit</u>	<u>Interest Earned</u>	<u>Rate</u>
October	\$0.00	\$0.00	0.00%
November	\$0.00	\$0.00	0.00%
December	\$0.00	\$0.00	0.00%

**Total interest earned for this quarter: \$112,995.16**

**Total interest earned Year to date: \$112,995.16**  
**October 2022 through September 2023**

DATES: 10/01/2022-12/31/2022

		BEGINNING	TOTAL	TOTAL	ENDING	AVERAGE
		BALANCE	DEBITS	CREDITS	BALANCE	DAILY
						BALANCE
<b>GENERAL FUND</b>						
010-1001	CLAIM ON CASH-GE	1,889,473.49	5,280,246.33	1,897,432.36CR	5,272,287.46	4,172,955.31
010-1105	TEXPOOL - GENERA	0.00	0.00	0.00	0.00	0.00
	<b>FUND 010 TOTAL</b>	<b>1,889,473.49</b>	<b>5,280,246.33</b>	<b>1,897,432.36CR</b>	<b>5,272,287.46</b>	<b>4,172,955.31</b>
<b>ROAD &amp; BRIDGE 1</b>						
021-1001	CLAIM ON CASH-R&	2,009.82CR	321,677.92	178,434.46CR	141,233.64	112,071.99
021-1105	TEXPOOL - PRECIN	0.00	0.00	0.00	0.00	0.00
	<b>FUND 021 TOTAL</b>	<b>2,009.82CR</b>	<b>321,677.92</b>	<b>178,434.46CR</b>	<b>141,233.64</b>	<b>112,071.99</b>
<b>ROAD &amp; BRIDGE 2</b>						
022-1001	CLAIM ON CASH-R&	230,781.95	327,150.52	126,870.44CR	431,062.03	370,195.26
	<b>FUND 022 TOTAL</b>	<b>230,781.95</b>	<b>327,150.52</b>	<b>126,870.44CR</b>	<b>431,062.03</b>	<b>370,195.26</b>
<b>ROAD &amp; BRIDGE 3</b>						
023-1001	CLAIM ON CASH-R&	77,726.05	323,284.02	136,792.77CR	264,217.30	210,752.83
	<b>FUND 023 TOTAL</b>	<b>77,726.05</b>	<b>323,284.02</b>	<b>136,792.77CR</b>	<b>264,217.30</b>	<b>210,752.83</b>
<b>ROAD &amp; BRIDGE 4</b>						
024-1001	CLAIM ON CASH-R&	318,658.35	328,162.73	201,023.77CR	445,797.31	424,821.72
	<b>FUND 024 TOTAL</b>	<b>318,658.35</b>	<b>328,162.73</b>	<b>201,023.77CR</b>	<b>445,797.31</b>	<b>424,821.72</b>
<b>LAMB HEALTHCARE CENTER</b>						
055-1000	HOSPITAL CASH	3,289,107.23	5,145,963.11	5,144,157.80CR	3,290,912.54	3,727,599.38
055-1105	TEXPOOL - HOSPIT	0.00	0.00	0.00	0.00	0.00
	<b>FUND 055 TOTAL</b>	<b>3,289,107.23</b>	<b>5,145,963.11</b>	<b>5,144,157.80CR</b>	<b>3,290,912.54</b>	<b>3,727,599.38</b>
<b>BAIL BOND BOARD ACCOUNT</b>						
056-1001	CLAIM ON CASH-BA	7,362.29	71.63	0.00	7,433.92	7,384.88
	<b>FUND 056 TOTAL</b>	<b>7,362.29</b>	<b>71.63</b>	<b>0.00</b>	<b>7,433.92</b>	<b>7,384.88</b>
<b>JURY FUND</b>						
057-1001	CLAIM ON CASH-JU	30,363.35	4,167.54	6,432.10CR	28,098.79	28,254.42
	<b>FUND 057 TOTAL</b>	<b>30,363.35</b>	<b>4,167.54</b>	<b>6,432.10CR</b>	<b>28,098.79</b>	<b>28,254.42</b>

		BEGINNING BALANCE	TOTAL DEBITS	TOTAL CREDITS	ENDING BALANCE	AVERAGE DAILY BALANCE
<b>GRANTS FUND</b>						
059-1001	CLAIM ON CASH-GR	164,650.83CR	0.00	0.00	164,650.83CR	164,650.83CR
	<b>FUND 059 TOTAL</b>	<b>164,650.83CR</b>	<b>0.00</b>	<b>0.00</b>	<b>164,650.83CR</b>	<b>164,650.83CR</b>
<b>LIBRARY GRANTS</b>						
060-1001	CLAIM ON CASH-LI	0.00	0.00	0.00	0.00	0.00
	<b>FUND 060 TOTAL</b>	<b>0.00</b>	<b>0.00</b>	<b>0.00</b>	<b>0.00</b>	<b>0.00</b>
<b>EMERGENCY FOOD &amp; SHELTER</b>						
061-1000	PUBLIC ASST FOOD	0.00	0.00	0.00	0.00	0.00
	<b>FUND 061 TOTAL</b>	<b>0.00</b>	<b>0.00</b>	<b>0.00</b>	<b>0.00</b>	<b>0.00</b>
<b>TEXAS CAPITAL FUND GRANT</b>						
062-1000	TEXAS CAPITAL FU	0.00	0.00	0.00	0.00	0.00
	<b>FUND 062 TOTAL</b>	<b>0.00</b>	<b>0.00</b>	<b>0.00</b>	<b>0.00</b>	<b>0.00</b>
<b>EDA GRANT</b>						
063-1001	CLAIM ON CASH-ED	0.00	0.00	0.00	0.00	0.00
	<b>FUND 063 TOTAL</b>	<b>0.00</b>	<b>0.00</b>	<b>0.00</b>	<b>0.00</b>	<b>0.00</b>
<b>CHILD ABUSE PREV/FAM PROT</b>						
083-1001	CLAIM ON CASH-CH	6,940.00	0.00	0.00	6,940.00	6,940.00
	<b>FUND 083 TOTAL</b>	<b>6,940.00</b>	<b>0.00</b>	<b>0.00</b>	<b>6,940.00</b>	<b>6,940.00</b>
<b>COURT HOUSE SECURITY</b>						
084-1001	CLAIM ON CASH-CO	30,449.55	2,104.55	174.03CR	32,380.07	31,319.43
	<b>FUND 084 TOTAL</b>	<b>30,449.55</b>	<b>2,104.55</b>	<b>174.03CR</b>	<b>32,380.07</b>	<b>31,319.43</b>
<b>COMM COURT RECORDS PRES</b>						
085-1001	CLAIM ON CASH-CC	5,320.80	111.16	376.00CR	5,055.96	5,297.61
	<b>FUND 085 TOTAL</b>	<b>5,320.80</b>	<b>111.16</b>	<b>376.00CR</b>	<b>5,055.96</b>	<b>5,297.61</b>

DATES: 10/01/2022-12/31/2022

		BEGINNING	TOTAL	TOTAL	ENDING	AVERAGE
		BALANCE	DEBITS	CREDITS	BALANCE	DAILY
						BALANCE
COUNTY CLERK RECORDS PRES						
086-1001	CLAIM ON CASH-CO	46,673.65	5,931.75	6,387.60CR	46,217.80	43,667.65
	FUND 086 TOTAL	46,673.65	5,931.75	6,387.60CR	46,217.80	43,667.65
DIST CLERK RECORDS PRES						
087-1001	CLAIM ON CASH-DI	2,547.12	627.37	0.00	3,174.49	2,804.51
	FUND 087 TOTAL	2,547.12	627.37	0.00	3,174.49	2,804.51
COUNTY & DISTRICT TECH FU						
088-1001	CLAIM ON CASH-CO	4,129.09	67.43	0.00	4,196.52	4,159.41
	FUND 088 TOTAL	4,129.09	67.43	0.00	4,196.52	4,159.41
DIST COURTS TECH/ARCHIVE						
089-1001	CLAIM ON CASH-DI	7,916.11	100.12	0.00	8,016.23	7,952.03
	FUND 089 TOTAL	7,916.11	100.12	0.00	8,016.23	7,952.03
COURT FACILITY FEE FUND						
090-1001	CLAIM ON CASH-CO	2,100.00	580.00	0.00	2,680.00	2,331.30
	FUND 090 TOTAL	2,100.00	580.00	0.00	2,680.00	2,331.30
LAW LIBRARY FUND						
091-1001	CLAIM ON CASH-LA	3,364.00	1,015.00	2,616.00CR	1,763.00	1,323.39
	FUND 091 TOTAL	3,364.00	1,015.00	2,616.00CR	1,763.00	1,323.39
COURT REPORTER SERVICE FU						
095-1001	CLAIM ON CASH-CO	2,813.69	740.30	0.00	3,553.99	3,112.31
	FUND 095 TOTAL	2,813.69	740.30	0.00	3,553.99	3,112.31
COURT GUARDIANSHIP FUND						
100-1001	CLAIM ON CASH-CO	1,380.00	420.00	0.00	1,800.00	1,575.65
	FUND 100 TOTAL	1,380.00	420.00	0.00	1,800.00	1,575.65

		BEGINNING BALANCE	TOTAL DEBITS	TOTAL CREDITS	ENDING BALANCE	AVERAGE DAILY BALANCE
<b>JUDICIAL EDUCATION &amp; SUPP</b>						
101-1001	CLAIM ON CASH-JU	230.00	70.00	125.00CR	175.00	168.86
	<b>FUND 101 TOTAL</b>	<b>230.00</b>	<b>70.00</b>	<b>125.00CR</b>	<b>175.00</b>	<b>168.86</b>
<b>JP TECHNOLOGY FUND</b>						
131-1001	CLAIM ON CASH-JP	842.28	728.10	84.00CR	1,486.38	1,124.97
	<b>FUND 131 TOTAL</b>	<b>842.28</b>	<b>728.10</b>	<b>84.00CR</b>	<b>1,486.38</b>	<b>1,124.97</b>
<b>JP SECURITY FUND</b>						
133-1001	CLAIM ON CASH-JP	6,084.70	256.98	0.00	6,341.68	6,188.84
	<b>FUND 133 TOTAL</b>	<b>6,084.70</b>	<b>256.98</b>	<b>0.00</b>	<b>6,341.68</b>	<b>6,188.84</b>
<b>JP 1 FEES</b>						
135-1001	CLAIM ON CASH-JP	400.00	475.00	125.00CR	750.00	495.92
	<b>FUND 135 TOTAL</b>	<b>400.00</b>	<b>475.00</b>	<b>125.00CR</b>	<b>750.00</b>	<b>495.92</b>
<b>JP 2 FEES</b>						
136-1001	CLAIM ON CASH-JP	400.00	225.00	50.00CR	575.00	460.33
	<b>FUND 136 TOTAL</b>	<b>400.00</b>	<b>225.00</b>	<b>50.00CR</b>	<b>575.00</b>	<b>460.33</b>
<b>JP 3 FEES</b>						
137-1001	CLAIM ON CASH-JP	1,200.00	600.00	0.00	1,800.00	1,399.73
	<b>FUND 137 TOTAL</b>	<b>1,200.00</b>	<b>600.00</b>	<b>0.00</b>	<b>1,800.00</b>	<b>1,399.73</b>
<b>JP 4 FEES</b>						
138-1001	CLAIM ON CASH-JP	450.00	375.00	100.00CR	725.00	537.50
	<b>FUND 138 TOTAL</b>	<b>450.00</b>	<b>375.00</b>	<b>100.00CR</b>	<b>725.00</b>	<b>537.50</b>
<b>LAMB CO LEAF GRANT</b>						
145-1001	CLAIM ON CASH-LE	16,358.23CR	25,315.05	38,184.09CR	29,227.27CR	31,396.73CR
	<b>FUND 145 TOTAL</b>	<b>16,358.23CR</b>	<b>25,315.05</b>	<b>38,184.09CR</b>	<b>29,227.27CR</b>	<b>31,396.73CR</b>



		BEGINNING BALANCE	TOTAL DEBITS	TOTAL CREDITS	ENDING BALANCE	AVERAGE DAILY BALANCE
<b>LEAF GRANT CARRYOVER</b>						
146-1001	CLAIM ON CASH-LE	6,915.32CR	10,643.07	7,496.26CR	3,768.51CR	10,642.74CR
	<b>FUND 146 TOTAL</b>	<b>6,915.32CR</b>	<b>10,643.07</b>	<b>7,496.26CR</b>	<b>3,768.51CR</b>	<b>10,642.74CR</b>
<b>CO CLERK ELECTION ADMIN</b>						
150-1001	CLAIM ON CASH-EL	107.47	1.05	0.00	108.52	107.80
	<b>FUND 150 TOTAL</b>	<b>107.47</b>	<b>1.05</b>	<b>0.00</b>	<b>108.52</b>	<b>107.80</b>
<b>CO CLERK RECORDS ARCHIVE</b>						
151-1001	CLAIM ON CASH-CO	125,377.18	5,608.69	0.00	130,985.87	128,089.62
	<b>FUND 151 TOTAL</b>	<b>125,377.18</b>	<b>5,608.69</b>	<b>0.00</b>	<b>130,985.87</b>	<b>128,089.62</b>
<b>COUNTY CLERK FEES</b>						
152-1001	CLAIM ON CASH-CO	2,646.78	934.20	0.00	3,580.98	3,085.68
	<b>FUND 152 TOTAL</b>	<b>2,646.78</b>	<b>934.20</b>	<b>0.00</b>	<b>3,580.98</b>	<b>3,085.68</b>
<b>HAVA GRANTS</b>						
155-1001	CLAIM ON CASH HA	1,507.70	14.68	0.00	1,522.38	1,512.33
	<b>FUND 155 TOTAL</b>	<b>1,507.70</b>	<b>14.68</b>	<b>0.00</b>	<b>1,522.38</b>	<b>1,512.33</b>
<b>DISTRICT CLERK FEES</b>						
160-1001	CLAIM ON CASH-DI	4,044.38	857.59	0.00	4,901.97	4,367.39
	<b>FUND 160 TOTAL</b>	<b>4,044.38</b>	<b>857.59</b>	<b>0.00</b>	<b>4,901.97</b>	<b>4,367.39</b>
<b>TAX A/C- VOTER REG FUND</b>						
165-1000	CASH-TAX A/C VOT	1,686.08	0.00	0.00	1,686.08	1,686.08
	<b>FUND 165 TOTAL</b>	<b>1,686.08</b>	<b>0.00</b>	<b>0.00</b>	<b>1,686.08</b>	<b>1,686.08</b>
<b>PROSECUTORS FEE</b>						
170-1001	CLAIM ON CASH-PR	253.12	125.20	0.00	378.32	327.96
	<b>FUND 170 TOTAL</b>	<b>253.12</b>	<b>125.20</b>	<b>0.00</b>	<b>378.32</b>	<b>327.96</b>

DATES: 10/01/2022-12/31/2022

		BEGINNING	TOTAL	TOTAL	ENDING	AVERAGE
		BALANCE	DEBITS	CREDITS	BALANCE	DAILY
						BALANCE
<b>PRE-TRIAL DIVERSION</b>						
173-1001	CLAIM ON CASH-PR	83,734.00	1,027.24	4,648.20CR	80,113.04	81,811.57
	<b>FUND 173 TOTAL</b>	<b>83,734.00</b>	<b>1,027.24</b>	<b>4,648.20CR</b>	<b>80,113.04</b>	<b>81,811.57</b>
<b>DWI VIDEO FUND</b>						
174-1001	CLAIM ON CASH-DW	4,187.24	55.86	0.00	4,243.10	4,211.86
	<b>FUND 174 TOTAL</b>	<b>4,187.24</b>	<b>55.86</b>	<b>0.00</b>	<b>4,243.10</b>	<b>4,211.86</b>
<b>CO ATTY DRUG FORFEITURE</b>						
175-1000	CO ATTY DRUG FOR	39,311.74	1,399.78	0.00	40,711.52	40,320.07
175-1001	CLAIM ON CASH-CA	0.00	0.00	0.00	0.00	0.00
	<b>FUND 175 TOTAL</b>	<b>39,311.74</b>	<b>1,399.78</b>	<b>0.00</b>	<b>40,711.52</b>	<b>40,320.07</b>
<b>CO ATTY HOT CK FEE FUND</b>						
176-1000	CO ATTY HOT CHEC	4,137.60	56.34	15.35CR	4,178.59	4,150.76
176-1001	CLAIM ON CASH-HO	0.00	0.00	0.00	0.00	0.00
	<b>FUND 176 TOTAL</b>	<b>4,137.60</b>	<b>56.34</b>	<b>15.35CR</b>	<b>4,178.59</b>	<b>4,150.76</b>
<b>SHERIFF COMMISSARY FUND</b>						
180-1000	SHERIFF COMMISSA	51,365.44	0.00	0.00	51,365.44	51,365.44
	<b>FUND 180 TOTAL</b>	<b>51,365.44</b>	<b>0.00</b>	<b>0.00</b>	<b>51,365.44</b>	<b>51,365.44</b>
<b>SHERIFF FORFEITURE-STATE</b>						
181-1000	SHERIFF FORFEITU	67,164.33	0.00	0.00	67,164.33	67,164.33
	<b>FUND 181 TOTAL</b>	<b>67,164.33</b>	<b>0.00</b>	<b>0.00</b>	<b>67,164.33</b>	<b>67,164.33</b>
<b>SHERIFF LEOSE EDUCATION</b>						
182-1000	SHERIFF LEOSE ED	16,052.44	159.57	0.00	16,212.01	16,103.65
	<b>FUND 182 TOTAL</b>	<b>16,052.44</b>	<b>159.57</b>	<b>0.00</b>	<b>16,212.01</b>	<b>16,103.65</b>
<b>COUNTY LIBRARY-LITTLEFIEL</b>						
190-1000	LFD-LAMB CO LIBR	0.00	0.00	0.00	0.00	0.00

		BEGINNING BALANCE	TOTAL DEBITS	TOTAL CREDITS	ENDING BALANCE	AVERAGE DAILY BALANCE
190-1001	CLAIM ON CASH-LF	14,895.19	1,891.17	921.75CR	15,864.61	15,652.34
	<b>FUND 190 TOTAL</b>	<b>14,895.19</b>	<b>1,891.17</b>	<b>921.75CR</b>	<b>15,864.61</b>	<b>15,652.34</b>
<b>OLTON LIBRARY</b>						
191-1000	OLTON LIBRARY LO	0.00	0.00	0.00	0.00	0.00
191-1001	CLAIM ON CASH-OL	3,127.19	28.34	274.70CR	2,880.83	2,930.31
	<b>FUND 191 TOTAL</b>	<b>3,127.19</b>	<b>28.34</b>	<b>274.70CR</b>	<b>2,880.83</b>	<b>2,930.31</b>
<b>CORONAVIRUS RELIEF FUND</b>						
195-1001	CLAIM ON CASH-CO	0.00	0.00	0.00	0.00	0.00
	<b>FUND 195 TOTAL</b>	<b>0.00</b>	<b>0.00</b>	<b>0.00</b>	<b>0.00</b>	<b>0.00</b>
<b>AMERICAN RECOVERY GRANT</b>						
196-1001	CLAIM ON CASH-AM	1,757,317.23	17,098.44	0.00	1,774,415.67	1,762,710.35
	<b>FUND 196 TOTAL</b>	<b>1,757,317.23</b>	<b>17,098.44</b>	<b>0.00</b>	<b>1,774,415.67</b>	<b>1,762,710.35</b>
<b>CAPITAL PROJECTS</b>						
301-1001	CLAIM ON CASH-CA	0.00	0.00	0.00	0.00	0.00
	<b>FUND 301 TOTAL</b>	<b>0.00</b>	<b>0.00</b>	<b>0.00</b>	<b>0.00</b>	<b>0.00</b>
<b>DISTRICT CLERK</b>						
502-1002	DIST CLERK ACCOU	138,737.11	25,985.72	0.00	164,722.83	155,966.77
502-1003	DIST CLERK-E-FIL	3,732.00	0.00	0.00	3,732.00	3,732.00
502-1004	DIST CLERK-CIVIL	22,313.71	463.20	253.06CR	22,523.85	22,451.89
502-1005	DIST CLERK-CRIMI	54,922.44	2,153.53	0.00	57,075.97	56,063.87
502-1006	DISTRICT CLERK T	9,925.87	0.00	0.00	9,925.87	9,925.87
502-1007	DISTRICT CLERK-C	19,881.21CR	0.00	4,875.00CR	24,756.21CR	22,349.11CR
	<b>FUND 502 TOTAL</b>	<b>209,749.92</b>	<b>28,602.45</b>	<b>5,128.06CR</b>	<b>233,224.31</b>	<b>225,791.29</b>
<b>COUNTY CLERK</b>						
504-1002	CO CLERK CASH BO	11,740.99	512.00	0.00	12,252.99	12,097.99
504-1003	CO CLERK- E-FILE	0.00	0.00	0.00	0.00	0.00
504-1004	CO CLERK-GENERAL	7.98	0.00	0.00	7.98	7.98
504-1005	CO CLERK-CRIM PA	2,310.27	828.93	0.00	3,139.20	2,849.62

		BEGINNING BALANCE	TOTAL DEBITS	TOTAL CREDITS	ENDING BALANCE	AVERAGE DAILY BALANCE
504-1006	CO CLERK-TRUST A	0.00	0.00	0.00	0.00	0.00
	<b>FUND 504 TOTAL</b>	<b>14,059.24</b>	<b>1,340.93</b>	<b>0.00</b>	<b>15,400.17</b>	<b>14,955.59</b>
<b>TAX ACCESSOR/COLLECTOR</b>						
505-1004	TAX A/C- AUTO AC	177,836.00	0.00	0.00	177,836.00	177,836.00
505-1005	TAX A/C- AUTO AC	0.00	0.00	0.00	0.00	0.00
505-1006	TAX A/C-AUTO ACC	123.11	2,912.75	2,873.75CR	162.11	190.37
505-1007	TAX A/C- TAX ACC	0.00	0.00	0.00	0.00	0.00
505-1008	TAX A/C- ESCROW	937.11	9.32	0.00	946.43	940.06
	<b>FUND 505 TOTAL</b>	<b>178,896.22</b>	<b>2,922.07</b>	<b>2,873.75CR</b>	<b>178,944.54</b>	<b>178,966.43</b>
<b>COUNTY TREASURER</b>						
506-1002	LAMB CO CAFETERI	11,318.10	7,926.15	11,149.86CR	8,094.39	9,031.42
506-1006	SPADE ACCOUNT-GR	0.00	0.00	0.00	0.00	0.00
506-1007	CASH-LAMB CO BAI	16,058.75	159.63	0.00	16,218.38	16,109.98
506-1008	TREAS CASH BOND	34,250.00	0.00	0.00	34,250.00	34,250.00
	<b>FUND 506 TOTAL</b>	<b>61,626.85</b>	<b>8,085.78</b>	<b>11,149.86CR</b>	<b>58,562.77</b>	<b>59,391.40</b>
<b>COUNTY ATTORNEY</b>						
507-1006	CO ATTY SEIZURE	6,014.52	0.00	2,926.00CR	3,088.52	3,670.91
507-1007	CO ATTY TRUST	1,632.92	0.00	0.00	1,632.92	1,632.92
	<b>FUND 507 TOTAL</b>	<b>7,647.44</b>	<b>0.00</b>	<b>2,926.00CR</b>	<b>4,721.44</b>	<b>5,303.83</b>
<b>ADULT PROBATION</b>						
509-1002	154TH JD PTAF CA	2,444.00	390.00	0.00	2,834.00	2,743.35
509-1004	LAMB COUNTY PTAF	0.00	0.00	0.00	0.00	0.00
509-1005	LAMB COUNTY CSCD	0.00	3,673.00	9,673.00CR	6,000.00CR	1,283.80CR
	<b>FUND 509 TOTAL</b>	<b>2,444.00</b>	<b>4,063.00</b>	<b>9,673.00CR</b>	<b>3,166.00CR</b>	<b>1,459.55</b>
<b>JUVENILE PROBATION</b>						
510-1003	JPO RESTITUTION	0.00	155.00	155.00CR	0.00	3.37
	<b>FUND 510 TOTAL</b>	<b>0.00</b>	<b>155.00</b>	<b>155.00CR</b>	<b>0.00</b>	<b>3.37</b>
<b>JUSTICE OF THE PEACE</b>						
511-1011	JP 1 CASH ACCOUN	985.71	6,349.06	6,349.06CR	985.71	1,752.64

DATES: 10/01/2022-12/31/2022

		BEGINNING	TOTAL	TOTAL	ENDING	AVERAGE
		BALANCE	DEBITS	CREDITS	BALANCE	DAILY
						BALANCE
511-1012	JP 2 CASH ACCOUN	0.00	14,699.49	14,699.49CR	0.00	2,009.65
511-1013	JP 3 CASH ACCOUN	1,092.32	22,567.34	22,292.34CR	1,367.32	2,089.35
511-1014	JP 4 CASH ACCOUN	0.00	6,983.47	6,983.47CR	0.00	1,088.47
	<b>FUND 511 TOTAL</b>	<b>2,078.03</b>	<b>50,599.36</b>	<b>50,324.36CR</b>	<b>2,353.03</b>	<b>6,940.11</b>
<b>SHERIFF</b>						
515-1003	SHERIFF BOND FEE	0.00	0.00	0.00	0.00	0.00
515-1005	SO INMATE ACCOUN	6,512.75	0.00	0.00	6,512.75	6,512.75
515-1006	SHERIFF SEIZURE-	1.00	0.00	0.00	1.00	1.00
515-1007	SHERIFF PETTY CA	0.00	0.00	0.00	0.00	0.00
515-1008	SHERIFF LEOSE CA	0.00	0.00	0.00	0.00	0.00
515-1009	SHERIFF PRISONER	8,792.41	0.00	1.17CR	8,791.24	8,792.38
515-1010	SHERIFF UNCLAI ME	0.00	0.00	0.00	0.00	0.00
515-1011	SHERIFF TRUST AC	0.00	0.00	0.00	0.00	0.00
515-1013	SHERIFF TOYS FOR	16,438.55	0.00	0.00	16,438.55	16,438.55
	<b>FUND 515 TOTAL</b>	<b>31,744.71</b>	<b>0.00</b>	<b>1.17CR</b>	<b>31,743.54</b>	<b>31,744.68</b>
<b>DEBT SERVICE</b>						
801-1001	CLAIM ON CASH-DE	63.14	1.84	0.00	64.98	63.78
	<b>FUND 801 TOTAL</b>	<b>63.14</b>	<b>1.84</b>	<b>0.00</b>	<b>64.98</b>	<b>63.78</b>
	<b>REPORT TOTALS</b>	<b>8,462,004.16</b>	<b>11,906,138.26</b>	<b>7,834,952.88CR</b>	<b>12,533,189.54</b>	<b>11,678,422.50</b>

SELECTION CRITERIA

-----  
PRINT CURRENT

FUND: Exclude: 999  
ACCOUNT TYPE: ALL CASH  
TRANSACTION DATES: 10/01/2022 THRU 12/31/2022  
PERIOD 13: EXCLUDE

-----  
PRINT OPTIONS

REPORT TYPE: SUMMARY  
RECAP ONLY: YES  
DESCRIPTIONS: NO

-----  
\*\*\* END OF REPORT \*\*\*

# GENERAL LEDGER

## CASH ANALYSIS

### ACCOUNT RECAP TOTALS

QUARTERLY REPORT ENDING DECEMBER 31, 2022

GENERAL FUNDS & ALL DEPARTMENTS	\$ 12,533,189.54
JPO, TITLE IV-E, VCLG & CSCD	\$ 64,369.68
<b>TOTAL</b>	<b>\$ 12,597,559.22</b>

LAMB COUNTY, TEXAS  
CASH & INVESTMENTS BY FUND  
AS OF: DECEMBER 31ST, 2022

FUND-ACCT. NO.	ACCOUNT NAME	CASH	INVESTMENTS	FUND TOTAL
<b>010-GENERAL FUND</b>				
=====				
010-1001	CLAIM ON CASH-GENERAL FUND	5,272,287.46		
010-1103	POOLED INVESTMENTS		0.00	
010-1105	TEXPOOL - GENERAL		0.00	
	<b>TOTAL 010-GENERAL FUND</b>	<b>5,272,287.46</b>	<b>0.00</b>	<b>5,272,287.46</b>
<b>021-ROAD &amp; BRIDGE 1</b>				
=====				
021-1001	CLAIM ON CASH-R&B 1	141,233.64		
021-1103	POOLED INVESTMENTS		0.00	
021-1105	TEXPOOL - PRECINCT 1		0.00	
	<b>TOTAL 021-ROAD &amp; BRIDGE 1</b>	<b>141,233.64</b>	<b>0.00</b>	<b>141,233.64</b>
<b>022-ROAD &amp; BRIDGE 2</b>				
=====				
022-1001	CLAIM ON CASH-R&B 2	431,062.03		
022-1103	POOLED INVESTMENTS		0.00	
022-1105	INVESTMENT CD		0.00	
	<b>TOTAL 022-ROAD &amp; BRIDGE 2</b>	<b>431,062.03</b>	<b>0.00</b>	<b>431,062.03</b>
<b>023-ROAD &amp; BRIDGE 3</b>				
=====				
023-1001	CLAIM ON CASH-R&B 3	264,217.30		
023-1103	POOLED INVESTMENTS		0.00	
023-1105	INVESTMENT CD		0.00	
	<b>TOTAL 023-ROAD &amp; BRIDGE 3</b>	<b>264,217.30</b>	<b>0.00</b>	<b>264,217.30</b>
<b>024-ROAD &amp; BRIDGE 4</b>				
=====				
024-1001	CLAIM ON CASH-R&B 4	445,797.31		
024-1103	POOLED INVESTMENTS		0.00	
024-1105	INVESTMENT CD		0.00	
	<b>TOTAL 024-ROAD &amp; BRIDGE 4</b>	<b>445,797.31</b>	<b>0.00</b>	<b>445,797.31</b>
<b>055-LAMB HEALTHCARE CENTER</b>				
=====				
055-1000	HOSPITAL CASH	3,290,912.54		
055-1001	LAMB CO HOSPITAL CASH	0.00		
	<b>TOTAL 055-LAMB HEALTHCARE CENTER</b>	<b>3,290,912.54</b>	<b>0.00</b>	<b>3,290,912.54</b>
<b>056-BAIL BOND BOARD ACCOUNT</b>				
=====				
056-1001	CLAIM ON CASH-BAIL BOND (APPLI	7,433.92		
	<b>TOTAL 056-BAIL BOND BOARD ACCOUNT</b>	<b>7,433.92</b>	<b>0.00</b>	<b>7,433.92</b>



FUND-ACCT. NO.	ACCOUNT NAME	CASH	INVESTMENTS	FUND TOTAL
<b>057-JURY FUND</b>				
=====				
057-1001	CLAIM ON CASH-JURY FUND	28,098.79		
057-1103	POOLED INVESTMENTS		0.00	
057-1105	INVESTMENT		0.00	
	TOTAL 057-JURY FUND	<u>28,098.79</u>	<u>0.00</u>	<u>28,098.79</u>
<b>059-GRANTS FUND</b>				
=====				
059-1001	CLAIM ON CASH-GRANT FUND	( 164,650.83)		
	TOTAL 059-GRANTS FUND	<u>( 164,650.83)</u>	<u>0.00</u>	<u>( 164,650.83)</u>
<b>060-LIBRARY GRANTS</b>				
=====				
060-1001	CLAIM ON CASH-LIBRARY GRANTS	0.00		
	TOTAL 060-LIBRARY GRANTS	<u>0.00</u>	<u>0.00</u>	<u>0.00</u>
<b>062-TEXAS CAPITAL FUND GRANT</b>				
=====				
062-1000	TEXAS CAPITAL FUND GRANT CASH	0.00		
	TOTAL 062-TEXAS CAPITAL FUND GRANT	<u>0.00</u>	<u>0.00</u>	<u>0.00</u>
<b>063-EDA GRANT</b>				
=====				
063-1001	CLAIM ON CASH-EDA GRANT	0.00		
	TOTAL 063-EDA GRANT	<u>0.00</u>	<u>0.00</u>	<u>0.00</u>
<b>083-CHILD ABUSE PREV/FAM PROT</b>				
=====				
083-1001	CLAIM ON CASH-CHILD ABUSE/FAM	6,940.00		
	TOTAL 083-CHILD ABUSE PREV/FAM PROT	<u>6,940.00</u>	<u>0.00</u>	<u>6,940.00</u>
<b>084-COURT HOUSE SECURITY</b>				
=====				
084-1001	CLAIM ON CASH-COURT HOUSE SECU	32,380.07		
084-1103	POOLED INVESTMENTS		0.00	
	TOTAL 084-COURT HOUSE SECURITY	<u>32,380.07</u>	<u>0.00</u>	<u>32,380.07</u>
<b>085-COMM COURT RECORDS PRES</b>				
=====				
085-1001	CLAIM ON CASH-CC RECORDS PRES	5,055.96		
085-1103	POOLED INVESTMENTS		0.00	
	TOTAL 085-COMM COURT RECORDS PRES	<u>5,055.96</u>	<u>0.00</u>	<u>5,055.96</u>

FUND-ACCT. NO.	ACCOUNT NAME	CASH	INVESTMENTS	FUND TOTAL
<u>086-COUNTY CLERK RECORDS PRES</u>				
086-1001	CLAIM ON CASH-CO CLERK RECORDS	46,217.80		
086-1103	POOLED INVESTMENTS		0.00	
TOTAL 086-COUNTY CLERK RECORDS PRES		46,217.80	0.00	46,217.80
<u>087-DIST CLERK RECORDS PRES</u>				
087-1001	CLAIM ON CASH-DIST CLERK RECOR	3,174.49		
087-1103	POOLED INVESTMENTS		0.00	
TOTAL 087-DIST CLERK RECORDS PRES		3,174.49	0.00	3,174.49
<u>088-COUNTY &amp; DISTRICT TECH FU</u>				
088-1001	CLAIM ON CASH-CO & DIST TECH	4,196.52		
TOTAL 088-COUNTY & DISTRICT TECH FU		4,196.52	0.00	4,196.52
<u>089-DIST COURTS TECH/ARCHIVE</u>				
089-1001	CLAIM ON CASH-DIST COURT ARCHI	8,016.23		
TOTAL 089-DIST COURTS TECH/ARCHIVE		8,016.23	0.00	8,016.23
<u>090-COURT FACILITY FEE FUND</u>				
090-1001	CLAIM ON CASH-COURT FACILITY Q	2,680.00		
TOTAL 090-COURT FACILITY FEE FUND		2,680.00	0.00	2,680.00
<u>091-LAW LIBRARY FUND</u>				
091-1001	CLAIM ON CASH-LAW LIBRARY	1,763.00		
TOTAL 091-LAW LIBRARY FUND		1,763.00	0.00	1,763.00
<u>095-COURT REPORTER SERVICE FU</u>				
095-1001	CLAIM ON CASH-COURT REPORTER	3,553.99		
TOTAL 095-COURT REPORTER SERVICE FU		3,553.99	0.00	3,553.99
<u>100-COURT GUARDIANSHIP FUND</u>				
100-1001	CLAIM ON CASH-COURT GUARDIANSH	1,800.00		
TOTAL 100-COURT GUARDIANSHIP FUND		1,800.00	0.00	1,800.00
<u>101-JUDICIAL EDUCATION &amp; SUPP</u>				
101-1001	CLAIM ON CASH-JUDICIAL EDUCATI	175.00		
TOTAL 101-JUDICIAL EDUCATION & SUPP		175.00	0.00	175.00

FUND-ACCT. NO.	ACCOUNT NAME	CASH	INVESTMENTS	FUND TOTAL
<b>131-JP TECHNOLOGY FUND</b>				
=====				
131-1001	CLAIM ON CASH-JP TECHNOLOGY	1,486.38		
131-1103	POOLED INVESTMENTS		0.00	
	TOTAL 131-JP TECHNOLOGY FUND	<u>1,486.38</u>	<u>0.00</u>	<u>1,486.38</u>
<b>133-JP SECURITY FUND</b>				
=====				
133-1001	CLAIM ON CASH-JP SECURITY	6,341.68		
133-1103	POOLED INVESTMENTS		0.00	
	TOTAL 133-JP SECURITY FUND	<u>6,341.68</u>	<u>0.00</u>	<u>6,341.68</u>
<b>135-JP 1 FEES</b>				
=====				
135-1001	CLAIM ON CASH-JP 1 FEES	750.00		
	TOTAL 135-JP 1 FEES	<u>750.00</u>	<u>0.00</u>	<u>750.00</u>
<b>136-JP 2 FEES</b>				
=====				
136-1001	CLAIM ON CASH-JP 2 FEES	575.00		
	TOTAL 136-JP 2 FEES	<u>575.00</u>	<u>0.00</u>	<u>575.00</u>
<b>137-JP 3 FEES</b>				
=====				
137-1001	CLAIM ON CASH-JP 3 FEES	1,800.00		
	TOTAL 137-JP 3 FEES	<u>1,800.00</u>	<u>0.00</u>	<u>1,800.00</u>
<b>138-JP 4 FEES</b>				
=====				
138-1001	CLAIM ON CASH-JP 4 FEES	725.00		
	TOTAL 138-JP 4 FEES	<u>725.00</u>	<u>0.00</u>	<u>725.00</u>
<b>140-JUVENILE PROBATION FUND</b>				
=====				
140-1001	CLAIM ON CASH-JUV PROBATION	( 20,790.26)		
140-1003	JPO RESTITUTION ACCT	0.00		
	TOTAL 140-JUVENILE PROBATION FUND	<u>( 20,790.26)</u>	<u>0.00</u>	<u>( 20,790.26)</u>
<b>142-TITLE IV-E FUND</b>				
=====				
142-1000	IV-E CASH ACCOUNT	26,202.58		
142-1001	CLAIM ON CASH- IV-E	0.00		
	TOTAL 142-TITLE IV-E FUND	<u>26,202.58</u>	<u>0.00</u>	<u>26,202.58</u>

LAMB COUNTY, TEXAS  
 CASH & INVESTMENTS BY FUND  
 AS OF: DECEMBER 31ST, 2022

FUND-ACCT. NO.	ACCOUNT NAME	CASH	INVESTMENTS	FUND TOTAL
<u>143-LAMB CO LEAF GRANT</u>				
143-1001	CLAIM ON CASH-LEAF GRANT	0.00		
	TOTAL 143-LAMB CO LEAF GRANT	0.00	0.00	0.00
<u>144-JPO-STATE AID</u>				
144-1001	CLAIM ON CASH-JPO STATE AID	141.36		
	TOTAL 144-JPO-STATE AID	141.36	0.00	141.36
<u>145-LAMB CO LEAF GRANT</u>				
145-1001	CLAIM ON CASH-LEAF GRANT	( 29,227.27)		
	TOTAL 145-LAMB CO LEAF GRANT	( 29,227.27)	0.00	( 29,227.27)
<u>146-LEAF GRANT CARRYOVER</u>				
146-1001	CLAIM ON CASH-LEAF CARRYOVER	( 3,768.51)		
	TOTAL 146-LEAF GRANT CARRYOVER	( 3,768.51)	0.00	( 3,768.51)
<u>150-CO CLERK ELECTION ADMIN</u>				
150-1001	CLAIM ON CASH-ELECTION ADMIN	108.52		
	TOTAL 150-CO CLERK ELECTION ADMIN	108.52	0.00	108.52
<u>151-CO CLERK RECORDS ARCHIVE</u>				
151-1001	CLAIM ON CASH-CO CLERK ARCHIVE	130,985.87		
	TOTAL 151-CO CLERK RECORDS ARCHIVE	130,985.87	0.00	130,985.87
<u>152-COUNTY CLERK FEES</u>				
152-1001	CLAIM ON CASH-CO CLERK'S FEES	3,580.98		
	TOTAL 152-COUNTY CLERK FEES	3,580.98	0.00	3,580.98
<u>155-HAVA GRANTS</u>				
155-1001	CLAIM ON CASH HAVA GRANTS	1,522.38		
	TOTAL 155-HAVA GRANTS	1,522.38	0.00	1,522.38
<u>160-DISTRICT CLERK FEES</u>				
160-1001	CLAIM ON CASH-DIST CLERK'S FEE	4,901.97		
	TOTAL 160-DISTRICT CLERK FEES	4,901.97	0.00	4,901.97

FUND-ACCT. NO.	ACCOUNT NAME	CASH	INVESTMENTS	FUND TOTAL
<u>165-TAX A/C- VOTER REG FUND</u>				
165-1000	CASH-TAX A/C VOTER REG ACCT	1,686.08		
	TOTAL 165-TAX A/C- VOTER REG FUND	1,686.08	0.00	1,686.08
<u>170-PROSECUTORS FEE</u>				
170-1001	CLAIM ON CASH-PROSECUTOR'S FEE	378.32		
	TOTAL 170-PROSECUTORS FEE	378.32	0.00	378.32
<u>171-VCLG GRANT</u>				
171-1001	CLAIM ON CASH-VCLG GRANT	( 11,054.16)		
	TOTAL 171-VCLG GRANT	( 11,054.16)	0.00	( 11,054.16)
<u>173-PRE-TRIAL DIVERSION</u>				
173-1001	CLAIM ON CASH-PRE-TRIAL DIVERS	80,113.04		
173-1103	POOLED INVESTMENTS		0.00	
	TOTAL 173-PRE-TRIAL DIVERSION	80,113.04	0.00	80,113.04
<u>174-DWI VIDEO FUND</u>				
174-1001	CLAIM ON CASH-DWI VIDEO	4,243.10		
	TOTAL 174-DWI VIDEO FUND	4,243.10	0.00	4,243.10
<u>175-CO ATTY DRUG FORFEITURE</u>				
175-1000	CO ATTY DRUG FORFEITURE ACCT	40,711.52		
175-1001	CLAIM ON CASH-CA FORFEITURE	0.00		
	TOTAL 175-CO ATTY DRUG FORFEITURE	40,711.52	0.00	40,711.52
<u>176-CO ATTY HOT CK FEE FUND</u>				
176-1000	CO ATTY HOT CHECK FEE FUND	4,178.59		
176-1001	CLAIM ON CASH-HOT CK FEE FUND	0.00		
	TOTAL 176-CO ATTY HOT CK FEE FUND	4,178.59	0.00	4,178.59
<u>180-SHERIFF COMMISSARY FUND</u>				
180-1000	SHERIFF COMMISSARY ACCT	51,365.44		
	TOTAL 180-SHERIFF COMMISSARY FUND	51,365.44	0.00	51,365.44
<u>181-SHERIFF FORFEITURE-STATE</u>				
181-1000	SHERIFF FORFEITURE-STATE CASH	67,164.33		
	TOTAL 181-SHERIFF FORFEITURE-STATE	67,164.33	0.00	67,164.33

FUND-ACCT. NO.	ACCOUNT NAME	CASH	INVESTMENTS	FUND TOTAL
<b>182-SHERIFF LEOSE EDUCATION</b>				
=====				
182-1000	SHERIFF LEOSE EDUCATION FUND	16,212.01		
	TOTAL 182-SHERIFF LEOSE EDUCATION	16,212.01	0.00	16,212.01
<b>190-COUNTY LIBRARY-LITTLEFIEL</b>				
=====				
190-1001	CLAIM ON CASH-LFD LIBRARY	15,864.61		
	TOTAL 190-COUNTY LIBRARY-LITTLEFIEL	15,864.61	0.00	15,864.61
<b>191-OLTON LIBRARY</b>				
=====				
191-1000	OLTON LIBRARY LOCAL DONATIONS	0.00		
191-1001	CLAIM ON CASH-OLT LIBRARY	2,880.83		
	TOTAL 191-OLTON LIBRARY	2,880.83	0.00	2,880.83
<b>195-CORONAVIRUS RELIEF FUND</b>				
=====				
195-1001	CLAIM ON CASH-CORONAVIRUS RELI	0.00		
	TOTAL 195-CORONAVIRUS RELIEF FUND	0.00	0.00	0.00
<b>196-AMERICAN RECOVERY GRANT</b>				
=====				
196-1001	CLAIM ON CASH-AMERICAN RECOVER	1,774,415.67		
	TOTAL 196-AMERICAN RECOVERY GRANT	1,774,415.67	0.00	1,774,415.67
<b>502-DISTRICT CLERK</b>				
=====				
502-1002	DIST CLERK ACCOUNT	164,722.83		
502-1003	DIST CLERK-E-FILE	3,732.00		
502-1004	DIST CLERK-CIVIL FEES	22,523.85		
502-1005	DIST CLERK-CRIMINAL FEES	57,075.97		
502-1006	DISTRICT CLERK TRUST ACCOUNTS	9,925.87		
502-1007	DISTRICT CLERK-CREDIT CARD	( 24,756.21)		
	TOTAL 502-DISTRICT CLERK	233,224.31	0.00	233,224.31
<b>504-COUNTY CLERK</b>				
=====				
504-1002	CO CLERK CASH BOND-CRIMINAL	12,252.99		
504-1003	CO CLERK- E-FILE	0.00		
504-1004	CO CLERK-GENERAL FUND CASH	7.98		
504-1005	CO CLERK-CRIM PARTIAL PMT	3,139.20		
504-1006	CO CLERK-TRUST ACCOUNTS	0.00		
	TOTAL 504-COUNTY CLERK	15,400.17	0.00	15,400.17

FUND-ACCT. NO.	ACCOUNT NAME	CASH	INVESTMENTS	FUND TOTAL
<b>505-TAX ACCESSOR/COLLECTOR</b>				
=====				
505-1004	TAX A/C- AUTO ACCT AIM BANK	177,836.00		
505-1005	TAX A/C- AUTO ACCT FIRST UNITE	0.00		
505-1006	TAX A/C-AUTO ACCT HAPPY STATE	162.11		
505-1007	TAX A/C- TAX ACCOUNT	0.00		
505-1008	TAX A/C- ESCROW ACCOUNT	946.43		
	<b>TOTAL 505-TAX ACCESSOR/COLLECTOR</b>	<b>178,944.54</b>	<b>0.00</b>	<b>178,944.54</b>
<b>506-COUNTY TREASURER</b>				
=====				
506-1002	LAMB CO CAFETERIA PLAN ACCT	8,094.39		
506-1006	SPADE ACCOUNT-GRANT	0.00		
506-1007	CASH-LAMB CO BAIL BONDS ACCT	16,218.38		
506-1008	TREAS CASH BOND ACCOUNT	34,250.00		
	<b>TOTAL 506-COUNTY TREASURER</b>	<b>58,562.77</b>	<b>0.00</b>	<b>58,562.77</b>
<b>507-COUNTY ATTORNEY</b>				
=====				
507-1006	CO ATTY SEIZURE ACCOUNT	3,088.52		
507-1007	CO ATTY TRUST	1,632.92		
	<b>TOTAL 507-COUNTY ATTORNEY</b>	<b>4,721.44</b>	<b>0.00</b>	<b>4,721.44</b>
<b>509-ADULT PROBATION</b>				
=====				
509-1002	154TH JD PTAF CASH ACCOUNT	2,834.00		
509-1005	LAMB COUNTY CSCD-CC	( 6,000.00)		
	<b>TOTAL 509-ADULT PROBATION</b>	<b>( 3,166.00)</b>	<b>0.00</b>	<b>( 3,166.00)</b>
<b>510-JUVENILE PROBATION</b>				
=====				
510-1003	JPO RESTITUTION	0.00		
	<b>TOTAL 510-JUVENILE PROBATION</b>	<b>0.00</b>	<b>0.00</b>	<b>0.00</b>
<b>511-JUSTICE OF THE PEACE</b>				
=====				
511-1011	JP 1 CASH ACCOUNT	985.71		
511-1012	JP 2 CASH ACCOUNT	0.00		
511-1013	JP 3 CASH ACCOUNT	1,367.32		
511-1014	JP 4 CASH ACCOUNT	0.00		
	<b>TOTAL 511-JUSTICE OF THE PEACE</b>	<b>2,353.03</b>	<b>0.00</b>	<b>2,353.03</b>
<b>515-SHERIFF</b>				
=====				
515-1003	SHERIFF BOND FEES-0244716	0.00		
515-1005	SO INMATE ACCOUNT-DEBIT ACCT	6,512.75		
515-1006	SHERIFF SEIZURE-STATE CASH	1.00		
515-1007	SHERIFF PETTY CASH ACCT	0.00		
515-1008	SHERIFF LEOSE CASH ACCOUNT	0.00		

LAMB COUNTY, TEXAS  
 CASH & INVESTMENTS BY FUND  
 AS OF: DECEMBER 31ST, 2022

FUND-ACCT. NO.	ACCOUNT NAME	CASH	INVESTMENTS	FUND TOTAL
515-1009	SHERIFF PRISONER TRUST CASH	8,791.24		
515-1010	SHERIFF UNCLAIMED PRISONER ACC	0.00		
515-1011	SHERIFF TRUST ACCOUNT	0.00		
515-1013	SHERIFF TOYS FOR KIDS CASH ACC	16,438.55		
	TOTAL 515-SHERIFF	31,743.54	0.00	31,743.54
600-CSCD-BASIC SUPERVISION				
=====				
600-1001	CLAIM ON CASH-CSCD BASIC SUPER	56,582.13		
	TOTAL 600-CSCD-BASIC SUPERVISION	56,582.13	0.00	56,582.13
601-CSCD-CCP COMMUNITY CORRE				
=====				
601-1001	CLAIM ON CASH-CSCD CCP COMMUNI	4,890.54		
	TOTAL 601-CSCD-CCP COMMUNITY CORRE	4,890.54	0.00	4,890.54
603-CSCD-DP				
=====				
603-1001	CLAIM ON CASH-DP	9,509.31		
	TOTAL 603-CSCD-DP	9,509.31	0.00	9,509.31
604-CSCD-BOND SUPERVISION				
=====				
604-1001	CLAIM ON CASH BOND SUPERVISION	( 1,111.82)		
	TOTAL 604-CSCD-BOND SUPERVISION	( 1,111.82)	0.00	( 1,111.82)
801-DEBT SERVICE				
=====				
801-1001	CLAIM ON CASH-DEBT SERVICE	64.98		
801-1103	POOLED INVESTMENTS		0.00	
801-1105	DEBT SERVICE INVESTMENT		0.00	
	TOTAL 801-DEBT SERVICE	64.98	0.00	64.98
TOTAL CASH & INVESTMENTS				
		12,597,559.22	0.00	12,597,559.22

\*\*\* END OF REPORT \*\*\*



AVERAGE  
DAILY  
BALANCE

## JUVENILE PROBATION FUND

	BEGINNING BALANCE	TOTAL DEBITS	TOTAL CREDITS	ENDING BALANCE	AVERAGE DAILY BALANCE
140-1000 JUVENILE PROB CA	0.00	0.00	0.00	0.00	0.00
140-1001 CLAIM ON CASH-JU	11,203.10	27,759.61	59,752.97CR	20,790.26CR	6,347.73CR
140-1003 JPO RESTITUTION	0.00	0.00	0.00	0.00	0.00
140-1004 JPO-4-H ACTION F	0.00	0.00	0.00	0.00	0.00
<b>FUND 140 TOTAL</b>	<b>11,203.10</b>	<b>27,759.61</b>	<b>59,752.97CR</b>	<b>20,790.26CR</b>	<b>6,347.73CR</b>

## JPO-GRANT FUND

141-1000 CASH-STAND ACCOU	0.00	0.00	0.00	0.00	0.00
141-1001 CLAIM ON CASH-ST	0.00	0.00	0.00	0.00	0.00
<b>FUND 141 TOTAL</b>	<b>0.00</b>	<b>0.00</b>	<b>0.00</b>	<b>0.00</b>	<b>0.00</b>

## TITLE IV-E FUND

142-1000 IV-E CASH ACCOUN	26,014.26	258.32	70.00CR	26,202.58	26,060.72
142-1001 CLAIM ON CASH- I	0.00	0.00	0.00	0.00	0.00
<b>FUND 142 TOTAL</b>	<b>26,014.26</b>	<b>258.32</b>	<b>70.00CR</b>	<b>26,202.58</b>	<b>26,060.72</b>

## LAMB CO LEAF GRANT

143-1000 LAMB CO LEAF GRA	0.00	0.00	0.00	0.00	0.00
143-1001 CLAIM ON CASH-LE	0.00	0.00	0.00	0.00	0.00
<b>FUND 143 TOTAL</b>	<b>0.00</b>	<b>0.00</b>	<b>0.00</b>	<b>0.00</b>	<b>0.00</b>

## JPO-STATE AID

144-1001 CLAIM ON CASH-JP	5,186.16CR	51,122.36	45,794.84CR	141.36	7,591.17
<b>FUND 144 TOTAL</b>	<b>5,186.16CR</b>	<b>51,122.36</b>	<b>45,794.84CR</b>	<b>141.36</b>	<b>7,591.17</b>

## VCLG GRANT

171-1001 CLAIM ON CASH-VC	5,000.85CR	3,376.32	9,429.63CR	11,054.16CR	7,496.07CR
<b>FUND 171 TOTAL</b>	<b>5,000.85CR</b>	<b>3,376.32</b>	<b>9,429.63CR</b>	<b>11,054.16CR</b>	<b>7,496.07CR</b>

## CSCD-BASIC SUPERVISION

600-1000 CSCD CASH-AIM BA	0.00	0.00	0.00	0.00	0.00
600-1001 CLAIM ON CASH-CS	74,957.48	35,938.80	54,314.15CR	56,582.13	66,521.38
<b>FUND 600 TOTAL</b>	<b>74,957.48</b>	<b>35,938.80</b>	<b>54,314.15CR</b>	<b>56,582.13</b>	<b>66,521.38</b>

	BEGINNING BALANCE	TOTAL DEBITS	TOTAL CREDITS	ENDING BALANCE	AVERAGE DAILY BALANCE
CSCD-CCP COMMUNITY CORRE					
601-1001 CLAIM ON CASH-CS	5,636.73	7,467.00	8,213.19CR	4,890.54	4,501.34
FUND 601 TOTAL	5,636.73	7,467.00	8,213.19CR	4,890.54	4,501.34
CSCD-DP					
603-1001 CLAIM ON CASH-DP	8,620.20	5,000.00	4,110.89CR	9,509.31	8,362.40
FUND 603 TOTAL	8,620.20	5,000.00	4,110.89CR	9,509.31	8,362.40
CSCD-BOND SUPERVISION					
604-1001 CLAIM ON CASH BO	698.17	3,625.39	5,435.38CR	1,111.82CR	332.27CR
FUND 604 TOTAL	698.17	3,625.39	5,435.38CR	1,111.82CR	332.27CR
REPORT TOTALS	116,942.93	134,547.80	187,121.05CR	64,369.68	98,860.94

SELECTION CRITERIA

---

PRINT CURRENT

FUND: Exclude: 999  
ACCOUNT TYPE: ALL CASH  
TRANSACTION DATES: 10/01/2022 THRU 12/31/2022  
PERIOD 13: EXCLUDE

---

PRINT OPTIONS

REPORT TYPE: SUMMARY  
RECAP ONLY: YES  
DESCRIPTIONS: NO

---

\*\*\* END OF REPORT \*\*\*